

2022 Community Health Needs Assessment for McPherson County, Kansas

Prepared by

Cyril Russell
Director of Marketing
McPherson Hospital

Shalei Shea
Director, McPherson County Health Department

Other contributors:
Christopher Stipe,
President and CEO, McPherson Hospital

Larry Van Der Wege, Administrator
Lindsborg Community Hospital

Aaron Herbel, CEO
Mercy Hospital, Moundridge

Assistance with survey design
Dorothy Hughes, Ph.D, MHSA
Assistant Professor, Population Health
University of Kansas School of Medicine, Salina, Kansas

Executive Summary

Background and Process

In 2022, the leadership of McPherson Hospital in McPherson, Lindsborg Community Hospital in Lindsborg, Mercy Hospital in Moundridge, and the McPherson County Health Department chose to collaborate in creating a community health needs assessment (CHNA). Provisions of the Affordable Care Act (ACA) require charitable hospitals to conduct community health needs assessments every three years, and adopt implementation strategies to meet identified needs.

Further, the Public Health Accreditation Board (PHAB) defines public health accreditation as the development of a set of standards, a process to measure health department performance against those standards, and reward or recognition for those health departments who meet the standards. This accreditation process also requires a periodic community health assessment.

The service area assessed was McPherson County, Kansas. This assessment combines existing secondary data with information gleaned from a survey made available to county residents in addition to workgroup feedback representing a broad cross section of organizations from throughout the target area. After reviewing this data and compiling and reviewing existing resources, a list of prioritized needs has been developed.

Needs Identified and Prioritized – Results of the survey indicated perceived health issues in the county. The identified needs were reviewed and supported by a workgroup comprised of a cross section of stakeholders from throughout the county. This group met to discuss survey results and explore relevant county secondary data from various sources indicated in this report. The workgroup examined the top health issues gleaned from the survey to arrive at a prioritized list, which is discussed in more detail below.

This CHNA was reviewed and approved in June 2022 by the Boards of the three hospitals mentioned above.

Community Health Needs Assessment Partners

McPherson County Public Health Department

The McPherson County Health Department mission is to promote healthy behaviors that protect the well-being and the environmental safety of McPherson County residents. A variety of programs and services make a significant contribution to the well-being of county residents. Funding sources include Federal and State grants, McPherson County taxes, and fees collected. Programs are established to be preventive and proactive in the reduction of health risks and reactive when circumstances dictate. The McPherson County Health Department serves an average of 3600 clients per year, ranging in age from newborns to centenarians.

McPherson Hospital

McPherson Hospital is a progressive, 49-bed acute care not-for-profit facility providing high quality care to meet the primary, acute and emergent health needs of residents throughout McPherson County. Along with a medical staff of 20 physicians offering a variety of healthcare services, outpatient services are also available through specialty clinics. Eleven hospital-employed physicians and seven mid-level providers offer family practice, general surgery, and hospitalist services. Other services include lab, OB, rehabilitation, respiratory care, emergency services, cardiac rehab, acute medical and surgical care, and more.

Lindsborg Community Hospital

Lindsborg Community Hospital is a 25 bed Critical Access Hospital which employs around 125 people from the Smoky Valley, including Lindsborg, Salina, McPherson, Marquette and surrounding communities. Family practice medicine is provided by family practice physicians and physician assistants at the adjoining Family Health Care Clinic, a department of Lindsborg Community Hospital. Specialty physicians and clinics offer services in areas of podiatry, general surgery, cardiology and behavioral health. Lindsborg Community Hospital provides family healthcare services, offering emergency department coverage 24/7, acute care, skilled nursing care, diagnostic lab and radiology services for in- and outpatients, rehabilitation services and an urgent care clinic on weekends. On October 1, 2012, Lindsborg Community Hospital became an affiliate of Salina Regional Health Center.

Mercy Hospital

From humble beginnings in a white boarding house, Mercy Hospital Inc. has provided healthcare services from Moundridge, Kansas, on the southern edge of McPherson County, for 75 years. They believe their mission statement: "...by love serve one another" should guide their service to the community and direct their actions as they strive to be the best small hospital in Kansas through high-quality personalized care. Mercy is a 501(c)3 non-profit organization, licensed as a hospital with the Kansas Department of Health and Environment. In addition to Moundridge, their service area includes the rural communities of Goessel, Galva, Inman and Hesston. Mercy is blessed to have six family practice physicians on its active medical staff and several other specialties with admitting privileges. In addition to acute care and 24-hour emergency room services, their patients come to receive outpatient surgery, physical, occupational, or speech therapy, laboratory services, and skilled nursing care.

Community Description

For purposes of this assessment, the target area of focus is the population of McPherson County. In the mid-1800's, the Santa Fe Trail passed through what is now McPherson County, which was officially designated as such in the spring of 1870. The population at that time was 738. Over the decades, McPherson County has turned into a place where small, thriving communities have each created their own rich histories and continue to progress into the future.

McPherson County is 900 square miles in size. Located in prime agricultural land in the center of the United States, McPherson County is also abundant in many other forms of commerce and industry including manufacturing in plastics and related enterprises, chrome plating, polyethylene products such as piping and fittings for plumbing, fiberglass insulation, food products, pharmaceuticals, metal forming equipment, aluminum products for consumer households, and others. National companies with facilities in the City of McPherson include North American Products (CertainTeed), Johns Manville and Pfizer. These companies employ citizens from throughout McPherson County and beyond.

Located near the center of the state of Kansas on Interstate 135, McPherson County has a population estimate of 30,146 according to the U.S. Census Bureau. The county seat is McPherson with an estimated population of 13,066. Other communities across the county include Canton, Galva, Inman, Lindsborg, Marquette, Moundridge, Roxbury and Windom.

The area defined in this report is McPherson County, which is the primary service area of McPherson Hospital, Lindsborg Community Hospital and Mercy Hospital in Moundridge, all of which are located within the county. A distance of 14 miles separates McPherson from Lindsborg, and it is 16 miles from McPherson to Moundridge. Some hospitals draw from more specific communities in the county based on their location. All three hospitals treat patients regardless of socio-economic status.

Demographic Analysis of Community

Current data for the types of information sought for this kind of research is sometimes not available as data collection agencies don't provide annual updates, and data can vary based upon the source. Further, data sources change or are no longer available making comparisons difficult for some data sets. The latest data accessible will be shared below to provide a snapshot of the overall status of McPherson County in several demographic and socio-economic areas.

The latest census data along with some estimates from the United States Census Bureau (USCB) are utilized in this analysis. Statistics indicate that over the last few decades, county population has fluctuated, trending upward during the last two decades of the last century but tapering off slightly over the past 10 years. The chart below shows a 2.2% decline in the McPherson County population between 2010 and the estimated 2018 population. This reflects a change from the State of Kansas whose population increased during this same time period. However, both the county and state are showing increases over the last few years as shown below.

Population and population change

Location	2000	2010	2018	2021	Percent Change 2018 - 2022
McPherson County	29,571	29,180	28,537	30,146	+ 5.64
State of Kansas	2,688,824	2,853,118	2,911,505	2,934,582	+ .79

Source: [census.gov/quickfacts/fact/table/KS,mcphersoncountykansas,US/PST045221](https://www.census.gov/quickfacts/fact/table/KS,mcphersoncountykansas,US/PST045221)

Socio-economic factors in McPherson County and the state of Kansas

The tables below reflect socio-economic factors that could influence the overall health outlook in the county and state. Families with low income are more likely to be uninsured which can result in an inability to seek care when needed.

Various socio-economic factors

	McPherson Co. 2022	McPherson County 2019	Kansas 2022	Kansas 2019
High school grad	91%	92%	91%	87%
Unemployment	3.5%	2.8	5.9%	3.6%
Children in single family households	15%	24%	21%	29%

Source: [countyhealthrankings.org/app/kansas/2022/rankings/mcpherson/county/outcomes/overall/Snapshot](https://www.countyhealthrankings.org/app/kansas/2022/rankings/mcpherson/county/outcomes/overall/Snapshot)

It is interesting that both the state and the county had significant decreases in children in single family households between 2019 and 2022. In addition, the unemployment rates have both risen in that same time period, potentially attributed to the COVID-19 pandemic.

Racial/Ethnic Composition by percentage of total population - 2021

Population Variable	McPherson County	Kansas
White	95.1	86.3
Black	1.3	6.1
Asian	0.9	3.2
American Indian	0.6	1.2
Hispanic/Latino Origin	4.5	12.2
White, not Hispanic	91.2	75.4

Source: [census.gov/quickfacts/mcphersoncountykansas](https://www.census.gov/quickfacts/mcphersoncountykansas)

McPherson County is predominately white with 95.1% of the population identifying themselves that way. The second largest population is Hispanic at 4.5% of the county population, which is a slight increase from 2018. The county also saw an increase in the Asian population with a .5 percent increase since 2015. Though the county racial/ethnic composition differs significantly from the State of Kansas in these areas, the state saw a decrease in these same areas.

Education rates for persons age 25 and over - 2020

Education Level	McPherson County	Kansas
High school graduate or higher, percent of persons age 25+	91.4%	90.5%
Bachelor's degree or higher, percent of persons age 25+	28.6%	32.3%

Source: census.gov/quickfacts/mcphersoncountykansas

The table above indicates graduation rates for high school and Bachelor's degrees earned. McPherson County remained the same for high school and Bachelor's degree compared to 2013-2017. The state of Kansas rates increased for high school graduations by 0.9% and college by 1.6%.

The following is a series of tables that represent the overall financial and socio-economic status of McPherson County. The impact of the COVID-19 pandemic could certainly contribute to some of these factors.

Household Income - 2020

2020 Household Income	McPherson County	Kansas
Median Household Income	\$59,928	\$61,091
Per-capita Income in last 12 months	\$31,579	\$35,384

Source: <https://data.census.gov/cedsci/tables>

The median household income decreased both in McPherson County and the state from the last reported figures from 2017. McPherson County decreased by \$8,756 and Kansas decreased by \$9,620.

Poverty and other socio-economic factors can impact overall health and access to healthcare. Below are trends related to McPherson County and the state's low income population.

Percentage of persons in poverty

Time Series	McPherson County	Kansas
2020	7.7%	10.6%
2017	7.6%	12.8%
2016	6.6%	13.3%
2015	7.2%	13.6%

Source: factfinder.census.gov/faces/tableservices/jsf/pages/productview.xhtml?src=bkmk and census.gov/quickfacts

Percentage of children living below poverty level

Time Series	McPherson County	Kansas
2020	7.0%	14.3%
2019	8.8%	11.4%
2017	7.8%	16.4%
2016	7.0%	17.2%

Source: factfinder.census.gov/faces/tableservices/jsf/pages/productview.xhtml?src=bkmk and census.gov/quickfacts and talkpoverty.org/state-year-report/kansas-2020-report/

Percentage of public school students approved for free and reduced price lunches

Year	McPherson County	Kansas
2021	32.51%	46.14%
2020	33.12%	47.05%
2019	33.07%	47.16%
2017	32.67%	47.95%

Source: datacenter.kidscount.org/data/tables/1277-free-and-reduced-lunch#detailed/5/2814-2918/false/871,870,573,869,36,868,867,133,38,35/any/2761

Access to food, especially for children, is a concern in many communities and is a factor in helping children maintain their overall health. The table above reflects trends toward lower percentages of students approved for free lunches in both the county and the state.

Uninsured adult population rate

Time Series	McPherson County	Kansas
2019	14.0%	12.8%
2018	13.5%	12.3%
2017	11.1%	12.3%
2016	10.5%	12.3%
2015	9.6%	12.8%

Source: kansashealthmatters.org/indicators/index/view?indicatorId=90&localeId=996 from CDC-Places and the US. Census Bureau

For uninsured adults, the state of Kansas has remained relatively stable while McPherson County has seen a steady increase in the past five years as illustrated by the table below.

Risky behaviors also impact a community’s overall health. Trends in some of these behaviors are outlined in the next chart.

Risky behaviors

Behavior	McPherson Co. 2022	McPherson Co. 2019	Kansas 2022	Kansas 2019
Adults who smoke	14%	14%	17%	17%
Physical inactivity	23%	23%	27%	24%
Teen births (number per 1,000 females ages 15-19)	16	22	22	28
Excessive drinking	19%	16%	20%	17%

Source: countyhealthrankings.org

General County Health

Overall, McPherson County ranks among the healthiest counties in Kansas in both health outcomes and health factors. The Robert Wood Johnson County Health Rankings and Roadmaps Report for 2022 ranked McPherson County 5th overall in health outcomes and 6th overall in health factors of 102 Kansas counties included in the data. Health outcomes represent how healthy a county is based on length and quality of life. Health factors represents what influences the health of a county based on four factors: health behaviors, clinical care, social and economic factors and physical environment.

CHNA Methodology and Process

The McPherson County Health Needs Assessment data collection process included gathering opinions from county residents using a survey (Appendix 1), and quantitative data from secondary sources. The survey instrument utilized in past assessments was reviewed with changes suggested by a team of health providers and others from throughout the county.

The electronic survey was created utilizing Survey Monkey (along with an offered printable format), was made available to the general public (See Appendix 1) in May of 2022. Publicity for access to the survey included local radio and newspaper announcements, social media pages, county hospital and public health websites, and a postcard with links to the survey sent by direct mail to all county households and post office boxes. One group receiving a specific invitation to complete the survey was an organization called Step MC who advocates for and meets regularly with medically underserved and low income populations in the county. “Step” stands for “Steps to End Poverty” and their mission is to walk alongside those in the program to foster connections and create pathways to help them out of poverty. The survey was specifically made available to participants in the program. All respondents were anonymous to survey administrators and paper copies were available as was stated clearly in the communication process.

The survey instrument included a total of 37 questions in a variety of formats including dichotomous, rank order, semantic differential and demographic analysis. A total of 556 surveys were returned electronically including all paper responses which were entered into the electronic format to be included in the data analysis.

The survey sought opinions and perspectives on several key areas including health care quality and access, general perceptions regarding safety, housing and other social infrastructure, and opinions about specific health problems in the county. Responses to survey items were tallied and analyzed, providing excellent data from which to draw conclusions and establish direction moving forward.

General Survey Results

Demographic analysis of survey respondents reveals that the largest categories responding were people aged 65 to 80 years followed closely by those 40 to 54 years of age. Most were married and employed full time. Significantly more females responded than men, and the majority of all respondents were white with Hispanic the next highest ethnic group. Responses were received from every household income category. The highest respondent group was in the \$40,000 to \$59,000 category with 20.50%. This is a change from the prior survey where the highest respondent group was in the 100,000 to \$149,000 category. Nearly 20% of participants had household incomes less than \$40,000. Nearly 80% fund their health care through private insurance, and 24% pay cash. Just over 30% have Medicare.

Below is a review of some of the survey question responses.

- Approximately 63% of respondents indicated that they perceive the overall health of their community is staying the same, with 25% saying it is getting better and 12% saying it is getting worse.
- Nearly 60% agreed that the overall quality of healthcare delivery in the community is good. Approximately 34% said it is average and 6% said it is poor.
- When asked if the community is a good place to raise children, over 72% said yes, 20% said somewhat and 1% said no.
- Just over 46% agree that the community has enough resources to meet their health care needs. Over 50% say the community has enough places to exercise.
- There was a significant change in those who are dissatisfied with the quality of life. Just over 3% indicated they are dissatisfied compared to 14% three years ago, while the number of those satisfied with the quality of life rose from 50% three years ago to over 70% this year.

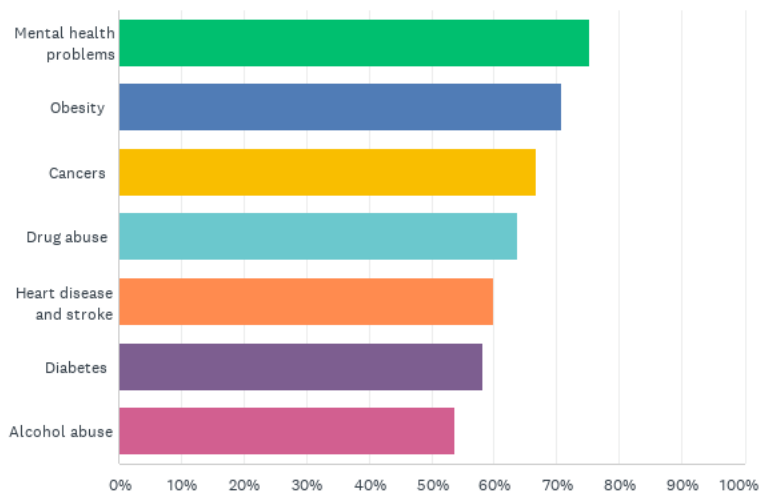
Some questions sought perspectives on access to care. It should be noted that availability of medical specialists varies among communities in the county, and the majority of those are visiting physicians from larger hospitals or clinics in other counties.

- As for difficulty accessing health care in the past year, over 23% of respondents said they experienced difficulty because healthcare is expensive. Over 23% said it was because no providers are available who can address their specific needs, and almost 14% said care is not available during the hours when they can go.
- Over 72% of respondents indicated they were able to see a provider in a timely manner when needed, while about 6% said they were not.

A change in this year's survey included dividing the question related to the most significant health issues in the county into two separate questions. The first asked what the 3 most important health issues in the county are from a provided list while omitting the previous years' identified needs, and offering an "other" option for them to write in anything not included in the provided list. Interestingly, those writing in responses in the "other" field overwhelmingly wrote that drug use, mental health issues and obesity were significant issues, in that order; the same issues that had been identified in the prior assessment. The other question asked which identified needs from prior assessments were still significant.

The next question then asked which needs from the prior years were still significant. Those responses indicated that mental health, obesity and cancers were the top three, with drug abuse following as indicated below.

Q21 Our prior assessments found the health issues listed below were important. Please check the issues you feel are still significant.



A new question in this year's survey asked respondents to indicate from a list of social issues which worries them when they think about health in the community. From this list, drug abuse, texting or cell phone use while driving and poor eating habits were the top three. Alcohol abuse was next from the list.

Many questions on the survey allowed for comments and justifications for responses which were well-utilized and will be useful in assessing perceptions and developing strategies to address the issues identified.

Process for Prioritizing

After the data from the survey was analyzed, a focus group (See Appendix 2) was identified who represented a cross-section of persons in the county with knowledge about social and health issues based on occupation or engagement in the communities. This group met for a special session to review secondary data related to the county on a number of demographic, socio-economic and health issues and to discuss the public survey results with a goal to validate or challenge the identified needs through the survey.

Following discussion on secondary data analysis and survey results, though cancer was included as a significant need from public input, the group as a whole concurred with findings of the survey indicating that drug abuse (which would include opioids), mental health problems and obesity are continuing significant health needs in McPherson County. As part of the discussion, some survey respondents listed alcohol abuse as a separate item. However, the focus group thought it should also be included in the focus on drug abuse, which will be considered as strategies are developed. While there was no intent for this meeting to develop strategies for addressing the identified needs, discussion did reference potential options and that certain groups in attendance at the meeting will be instrumental in implementing whatever strategies are developed as a result.

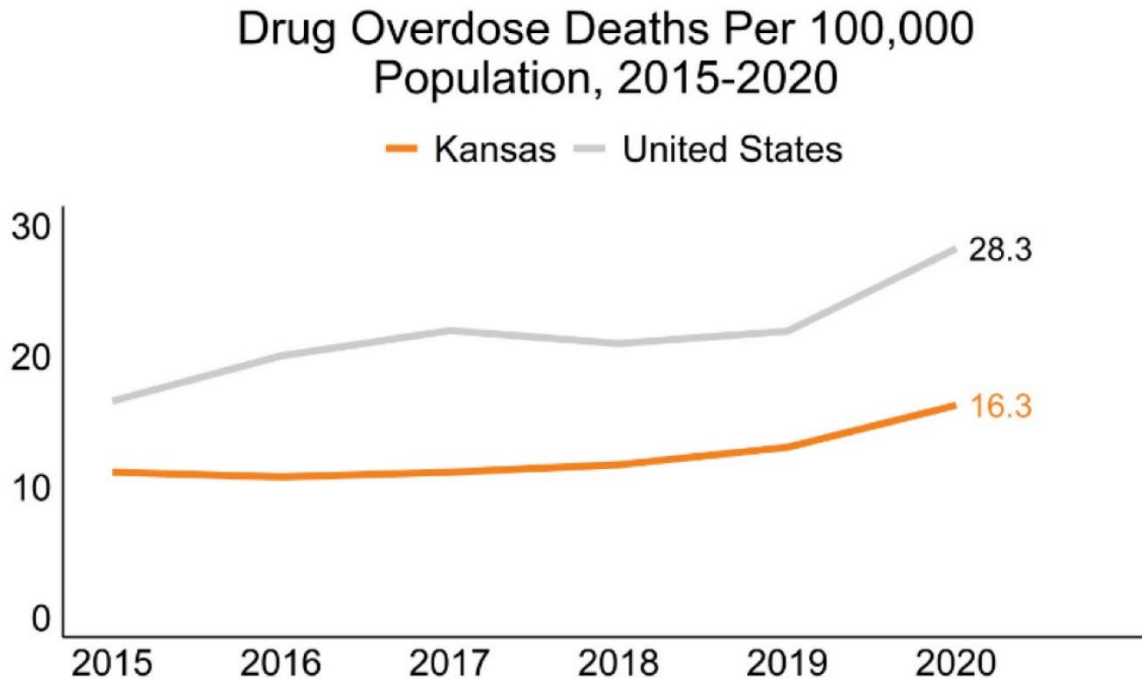
Analysis of Issues

The previous Community Health Needs Assessment in 2019 indicated the top three county health concerns were obesity, drug abuse and mental health issues. While the most recent survey results from the public surveys indicated that cancer was slightly more significant than drug abuse as a prior health need, the focus group felt that drug abuse was still significant enough to warrant continued focus. This section includes supportive secondary data for these issues identified through the survey and focus group assessment process. For comparison purposes, some data includes statistics from other counties.

Drug Abuse

As indicated previously, drug abuse continues to be a concern among county residents and those who serve in capacities of care. The graphs below reflect increases in drug related deaths and usage in the state and county over the last several years where available. Current local data was sometimes not attainable using a variety of search methods so the graphs reflect the most recent data available.

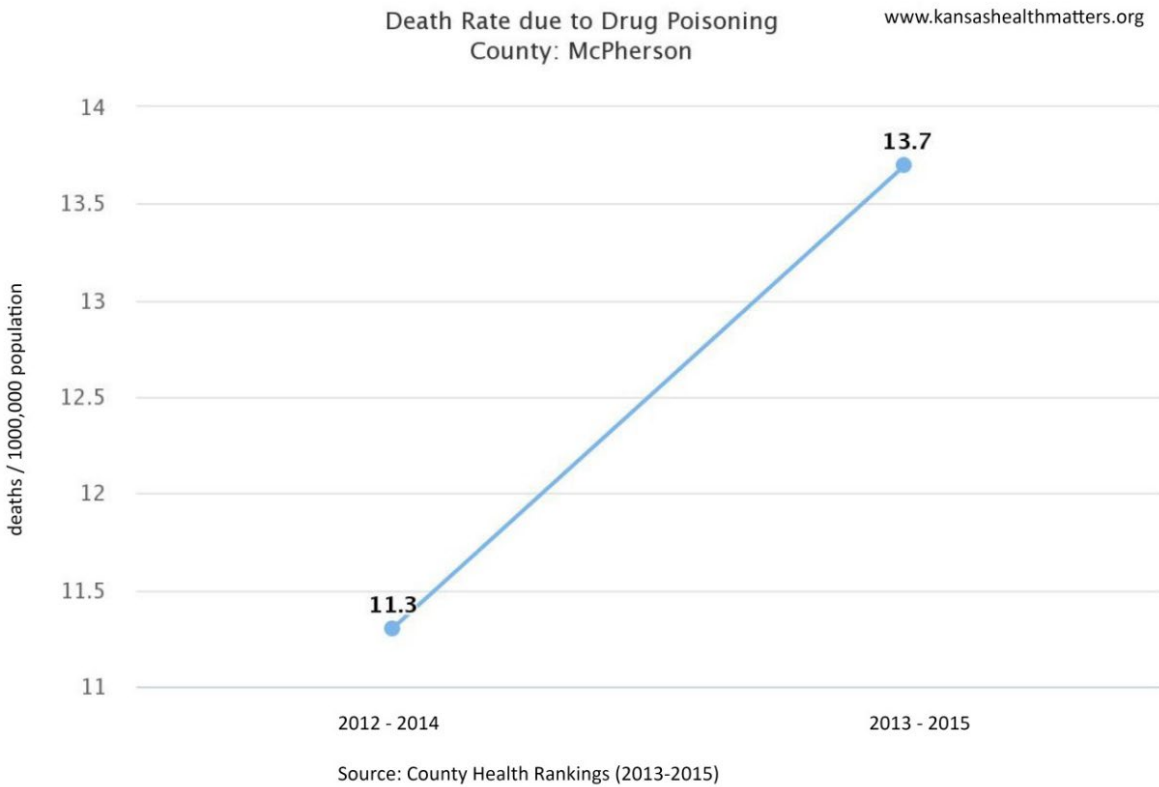
The first graph shows statistics for the state of Kansas for drug overdose deaths over the last several years has been on the rise, with the latest figure showing 16.3 deaths per 100,000.



NOTE: Estimates are based on provisional data.
SOURCE: Ahmad FB, Rossen LM, Sutton P. Provisional drug overdose death counts. National Center for Health Statistics. 2021. Population Estimates from 2015 to 2020 Census Bureau Population Estimates.

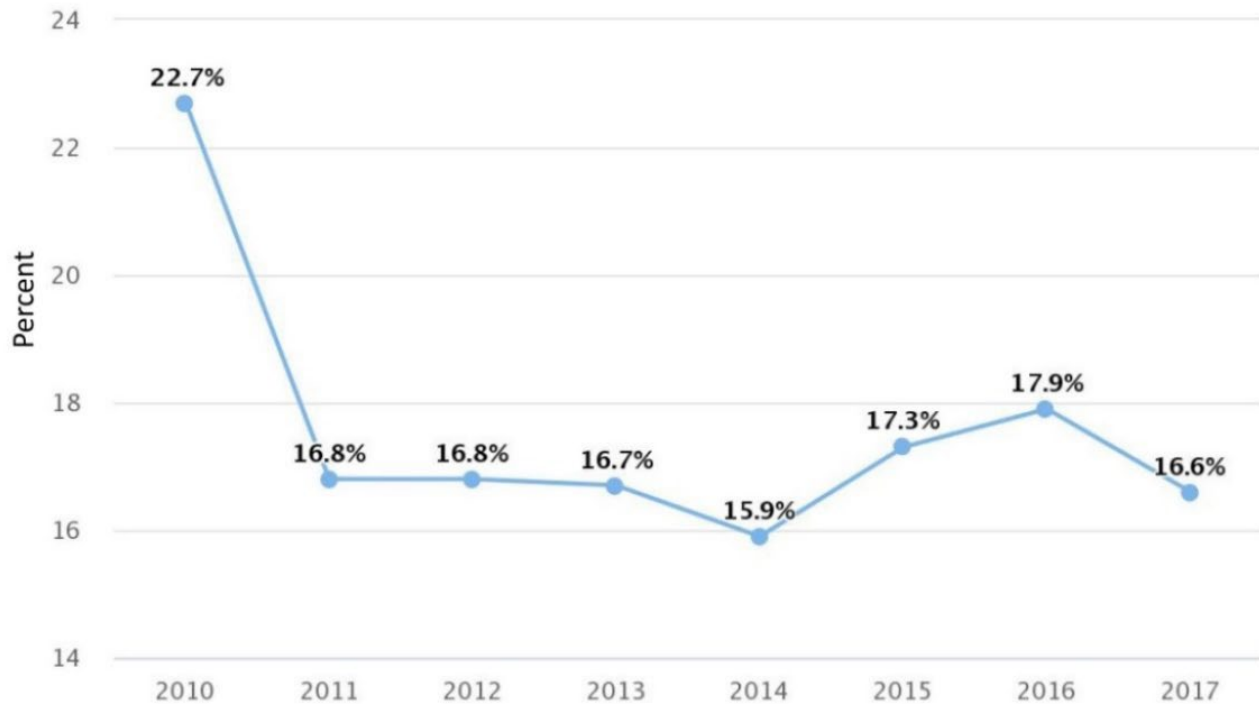


The next graph is the latest local data available. It indicates an increase of 2.4 deaths due to drug poisoning from 2013 to 2015, the date range used for the statistical analysis. The 13.7 deaths per 100,000 population is greater than a documented 11.4 value for the state of Kansas.



One trend that declined prior to 2020 is the percent of Medicare Part D beneficiaries having a daily opioid dosage greater or equal to the CDC recommendation of no more than 90 mg Morphine Milligram Equivalent (≥ 90 MME), as show in the graph below. This is equal to the current state percentage as well.

Percent Medicare Part D Beneficiaries Having Daily Opioid Dosage 90 MME
County: McPherson



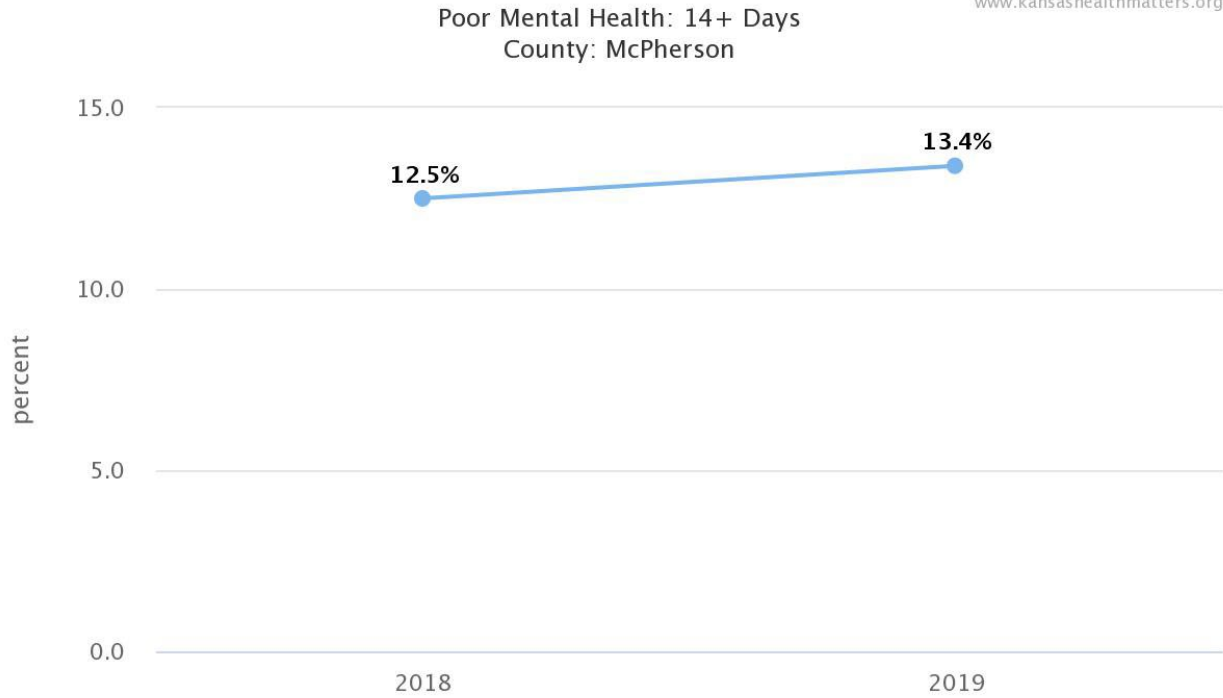
Source: Kansas Foundation for Medical Care (2017)

Another measure of opioid usage is the dispensing rate. According to the CDC, in 2019, the dispensing rate for McPherson County was 39.9 per 100 residents. This compares to counties contiguous to McPherson including 64.3 for Harvey County, 13.7 for Rice County, 10.2 for Marion County, and larger counties, Reno at 68.4 and 105.9 for Saline.

Mental Health

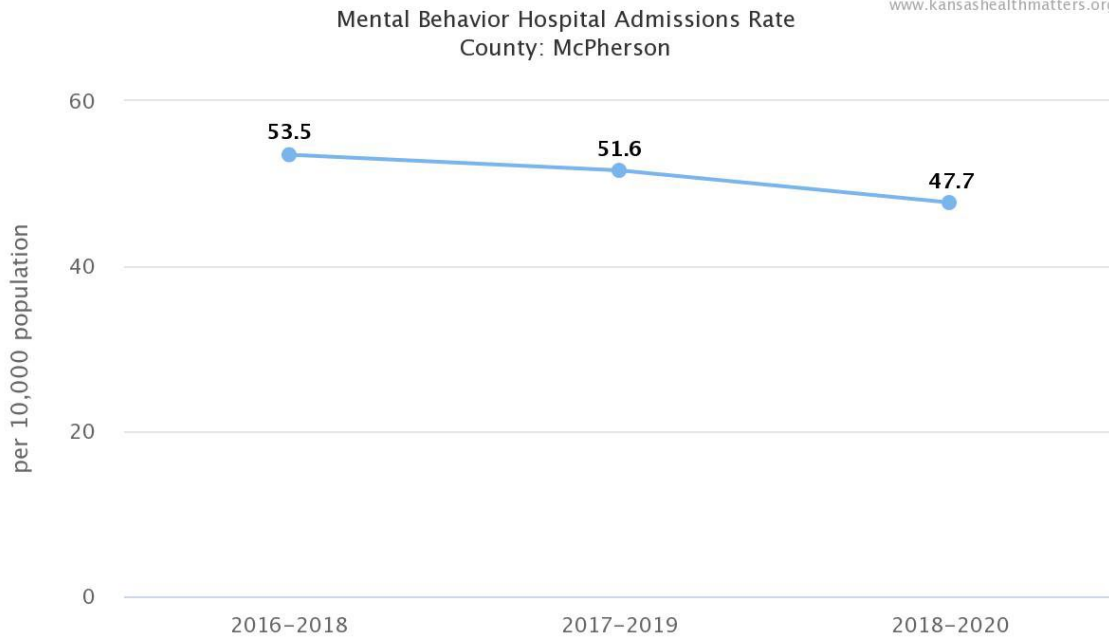
Mental health as a health concern has risen higher over the last several years nationally and in the state as well as in McPherson County. According to Kansas Health Matters, “mental disorders are one of the leading causes of disability in the United States. In any given year, approximately 13 million American adults have a seriously debilitating mental illness. An individual’s mental health is affected by a combination of factors, including biology (genes/brain chemistry), life experiences (trauma/abuse), and family history regarding mental health problems.”

While many mental health conditions do not require treatment, a significant number of people report symptoms of poor mental health. The graph below shows the percent of adults reporting that their mental health was not good 14 or more days in the past month. This is nearly half of the days in an average month. The latest data available for this measurement is 2018 to 2019 according to the CDC.



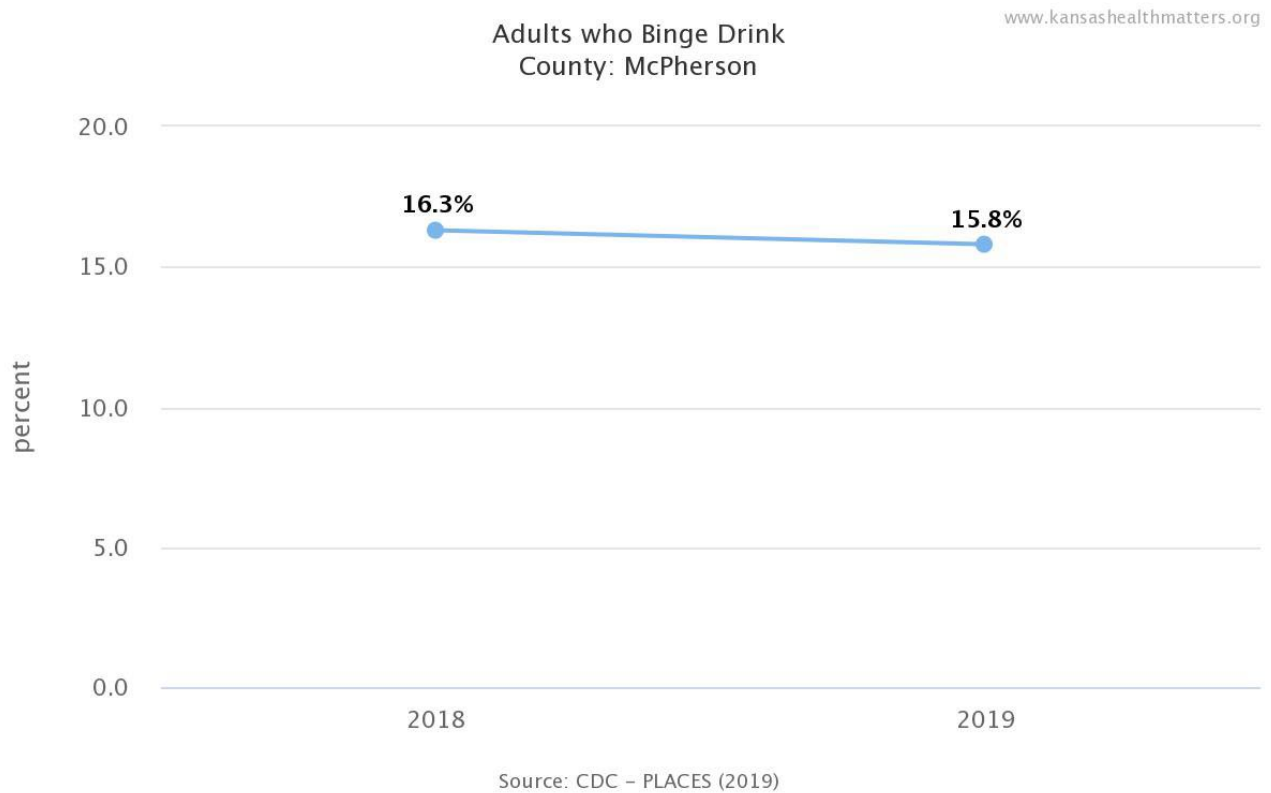
Source: CDC - PLACES (2019)

When mental illness becomes more serious, hospitalization may be required. The mental behavior hospital admissions rate is decreasing for McPherson County as shown in the graph below. For the state of Kansas, the latest rate from 2018 to 2020 was 70.6 but that has remained stable since 2016.



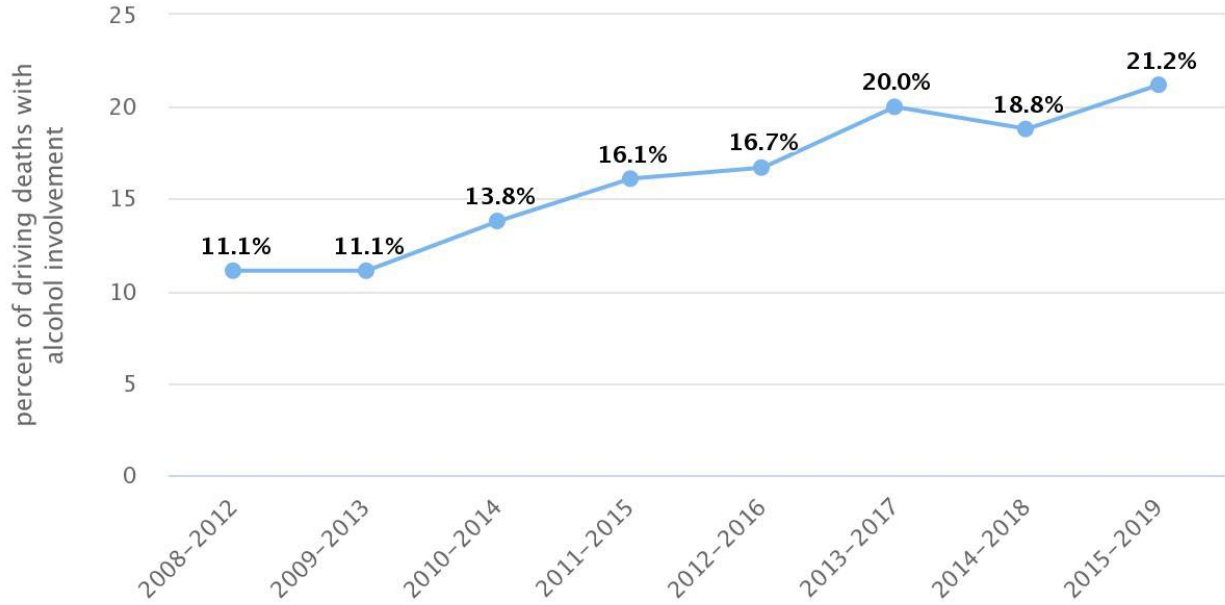
Source: Kansas Department of Health and Environment (2018-2020)

The focus group chose to include alcohol use in the overall drug abuse category for health needs consideration. The figure below represents adults in the county 18 years and older who reported binge drinking at least once during the 30 days prior to being surveyed by the Kansas Department of Health and Environment.



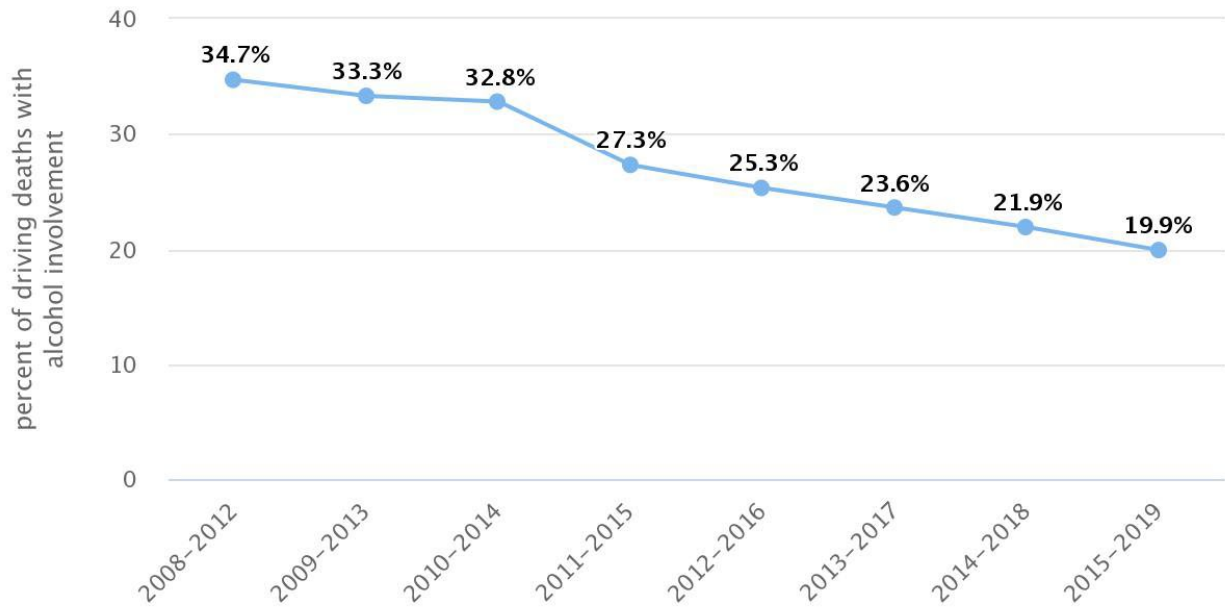
A disturbing trend for McPherson County is the number of deaths due to alcohol impairment. The graphs below show McPherson County with steady increases in the percentage of alcohol-impaired driving deaths over the last several years. The figure of 21.2% of deaths between 2015 and 2019 is larger than for the state of Kansas at 19.9% for the same period.

Alcohol-Impaired Driving Deaths County: McPherson



Source: County Health Rankings (2015-2019)

Alcohol-Impaired Driving Deaths State: Kansas

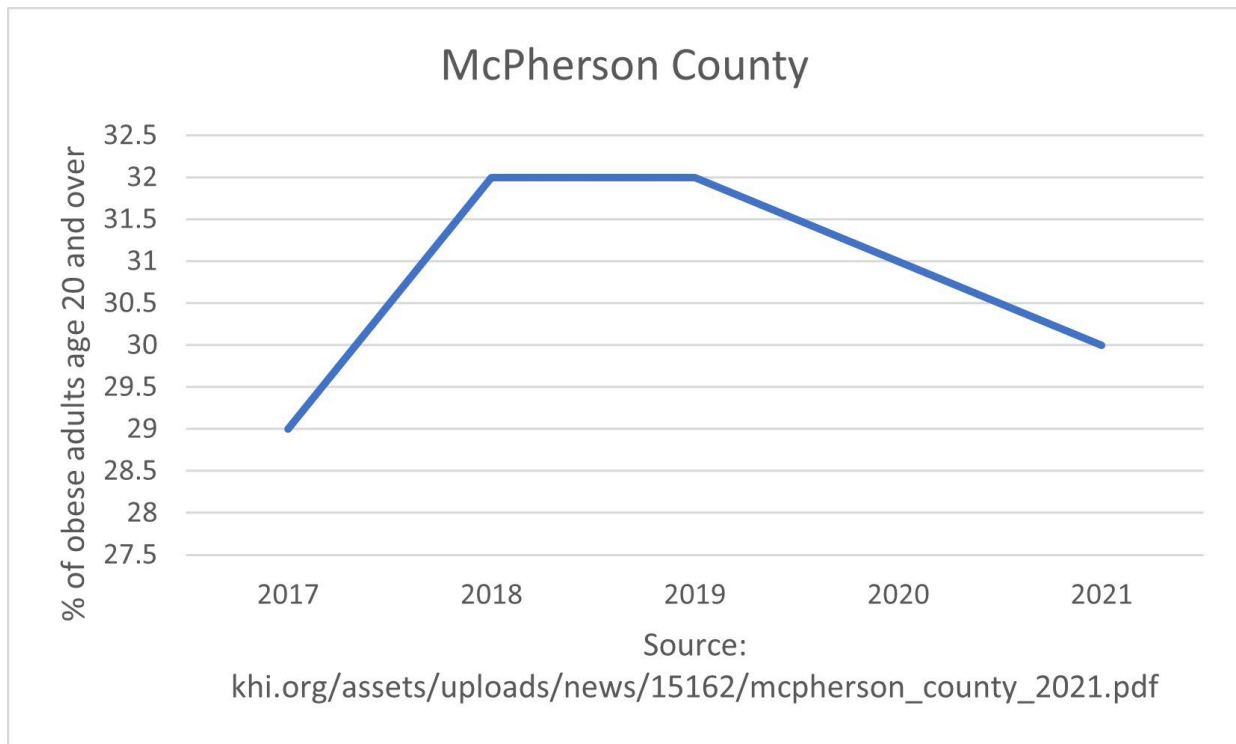


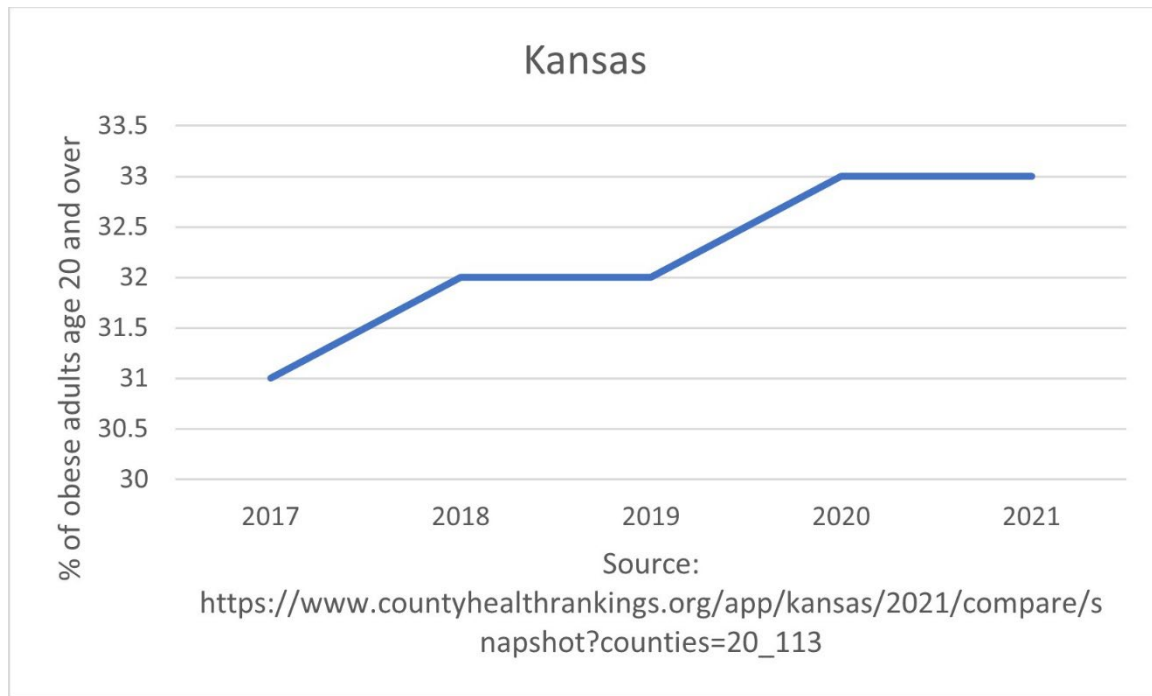
Source: County Health Rankings (2015-2019)

Obesity

The National Centers for Disease Control (CDC) uses the Body Mass Index (BMI) to define weight categories for individuals. The BMI index is a person's weight in kilograms divided by the square of height in meters. The CDC defines overweight as individuals with a BMI of 25.0 – 29.9 kg/m² and obese as individuals with a BMI of ≥ 30 kg/m². Obesity has consistently ranked high in survey results from prior health needs assessments so it has been an ongoing part of strategies to address as a need in the county.

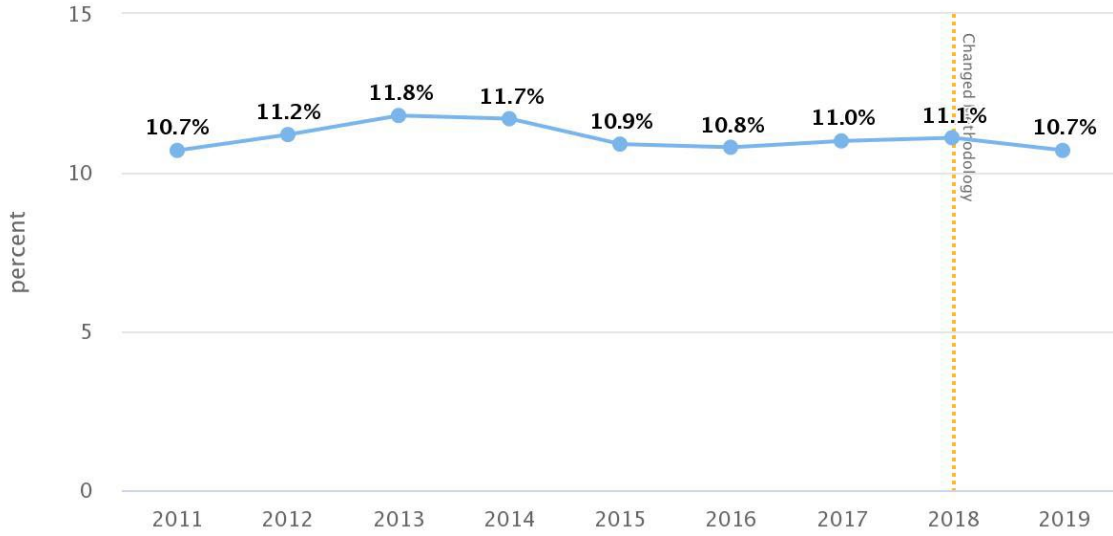
Obesity rates for McPherson County have been trending downward, but the focus group felt continued attention on obesity is critical due to the number of associated health issues that accompany it, such as diabetes, heart disease and stroke. Contrary to McPherson County, obesity rates have been trending upward for the state.





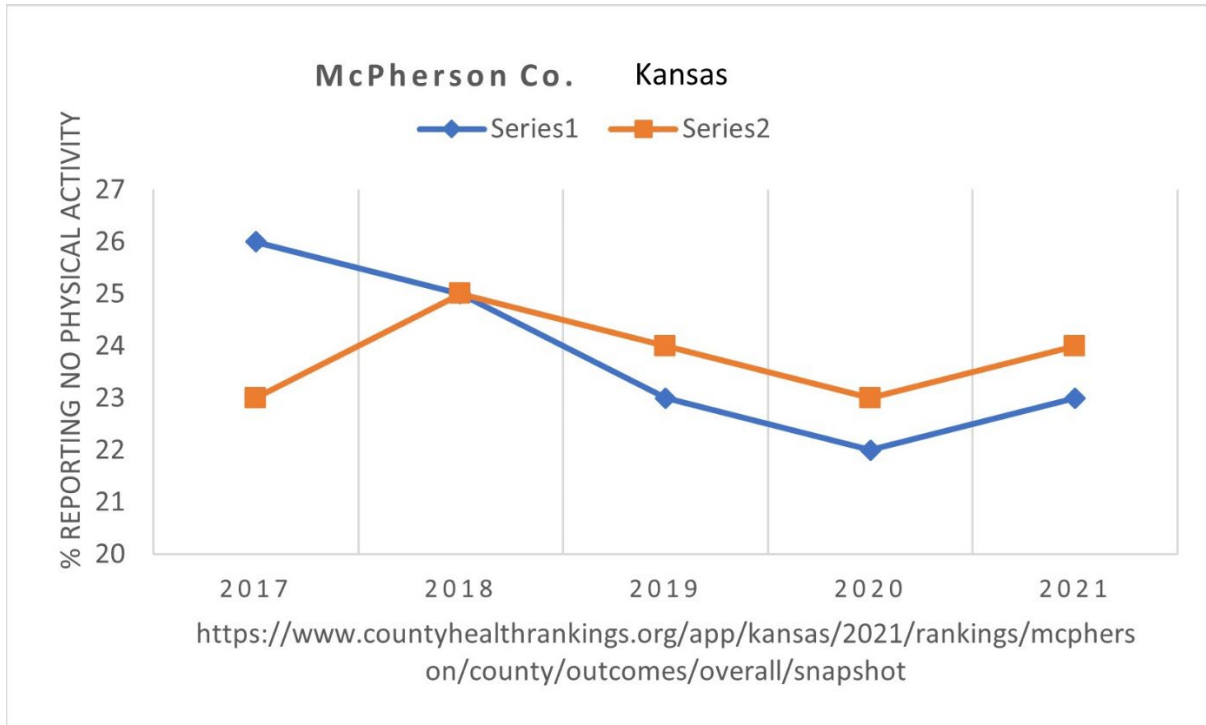
The most obvious contributors to obesity are diet and exercise. There is a broad range of statistics available in these areas including food insecurities (lacking adequate access to food), physical activity, adults consuming fruits and vegetables, access to exercise opportunities and adequate healthy food resources. The graph below illustrates the percentage of families in the county who lack adequate access to food. While not necessarily associated with obesity, food insecurity can have a negative impact on overall health including lack of sufficient nutrients, increased potential for poor or fair health, depression and limitation of activities of daily living.

Food Insecurity Rate County: McPherson



Due to methodological changes made in 2020, 2018 data should not be compared to previous time periods.
Source: Feeding America (2019)

Lack of physical activity is a proven contributor to obesity. Adults over the age of 20 reporting no leisure-time physical activity are indicated in the graph below. The downward and upward trends are similar for the county and the state.



Summary

The above provides a snapshot of McPherson County with regard to demographics, socio-economic status and identified health needs. There were no comments or feedback received from the general public to the prior CHNA. This effort is an ongoing process to establish relationships with key stakeholders and open the lines of communication so that agencies and organizations can work toward a common goal of positively impacting the overall health of the county.

Community Resources and Assets

The following are some of the organizations who provide daily support for the citizens of McPherson County in a variety of ways. The hospitals in McPherson County may work collaboratively with certain groups to address the identified health needs from the CHNA.

Al-Anon

A mutual support program for people whose lives have been affected by someone else's drinking.

Celebrate Recovery

Addiction support.

Head Start

Provides early childhood development services that prepare children for lifelong success.

Client Centered Counseling

Counseling for children, families and adults.

Court Appointed Special Advocate (CASA)

Advocating for the best interests of abused and neglected children within the court system by providing trained volunteers who investigate cases and provide recommendations to the courts.

Disability Supports of the Great Plains

Provides support and assistive services to persons with disabilities.

Early Childhood Center

Head Start and Early Childhood Special Education Services offered such as speech, language, physical and occupational therapy, preschool screening and other services.

Friendship Meals

Provides nutritious, well-balanced meals to senior citizens.

Heart to Heart Child Advocacy Center

Promotes and facilitates a multi-disciplinary child-focused approach to prevention, investigation, intervention, prosecution and treatment of child physical and sexual abuse.

Kansas State Research and Extension Office

Classes for home safety, emergency preparedness, budgeting, food preparations, etc.

Lindsborg Community Hospital

Provides inpatient/outpatient services.

MCDS

Provides services to individuals with disabilities by promoting community inclusion and employment opportunities with the maximum level of independence and dignity.

McKids

Services for families with special needs children, health/nursing, nutrition, vision, and hearing issues, speech, physical and occupational therapies.

McPherson County Council on Aging

Supports senior citizens through a diversified serve structure intended to strengthen their capability to remain in their own homes and respective communities while maintaining dignity and self-determination.

McPherson County Food Bank

Providing basic food assistance for needy families in the McPherson County.

McPherson Family YMCA

Uniting in a common effort to enrich the quality of spiritual, mental, physical and social life for ourselves and community.

McPherson Hospital

Provides inpatient/outpatient services.

McPherson County Health Department

Promotes healthy behaviors that protect the well-being and the environmental safety of McPherson County residents.

McPherson County Senior Centers

Provide a wide variety of support and assistance programs for seniors.

Meals on Wheels

Serves the elderly and infirm by providing hot nutritious meals.

Mercy Hospital

Provides inpatient/outpatient services.

Mount Hope Sanctuary

Provides transitional housing and life-changing programs and support services for women and their children who are facing hopeless circumstances due to either generational or situational poverty.

Narcotics Anonymous

Provides recovery programs from the effects of addictions.

National Alliance on Mental Illness (NAMI)

Provides awareness , support and education for those affected by mental illness.

Prairie View

Evaluations, referrals, education programs, crisis intervention, recovery, substance abuse, counseling, and other programs.

Salvation Army

Gives temporary assistance to those in need.

Safehope

Provides confidential, non-judgmental advocacy and support to victims of sexual assault and domestic violence.

Special Olympics

Provides year-round sports training, education and athletic competition in a variety of Olympic-type sports for all children and adults with intellectual disabilities.

STEPMC

Organized to facilitate, develop and support leaders in a county-wide CIRCLES initiative aimed at ending poverty by creating the framework for people to build relationships across economic and class lines in order to transform lives.

United Cerebral Palsy

Advances the independence, productivity and full citizenship of people with disabilities.

Valley Hope – Moundridge

A substance abuse inpatient treatment center with locations throughout the Midwest.

Appendix 1

Welcome to the 2022 McPherson County Health Assessment Survey

This survey is being conducted in partnership with McPherson Hospital, McPherson County Health Department, Lindsborg Community Hospital, and Mercy Hospital in Moundridge. The purpose of the survey is to gather public opinions about health issues in McPherson County. The information will be used to identify the most important areas for health improvements that can be addressed through community actions. Participation in the survey is voluntary and all responses are completely anonymous. Further, only total survey results will be shared.

We thank you for your participation. Your response by May 20, 2022 at 11:59 p.m. will be greatly appreciated.

*** 1. How would you rate the overall quality of healthcare delivery in your local community?**

Poor

Average

Good

2. Please tell us why you gave the rating you did?

*** 3. The overall health in your local community is**

Getting worse

Staying the same

Getting better

*** 4. How satisfied are you with the quality of life in your local community?**

Dissatisfied

Neutral

Satisfied

*** 5. The community has enough resources to meet my healthcare needs.**

Disagree

Neutral

Agree

*** 6. The community has enough resources to meet my wellness needs.**

Disagree

Neutral

Agree

*** 7. The community has enough places where I can exercise.**

Disagree

Neutral

Agree

*** 8. I can easily afford to exercise in my community.**

Disagree

Neutral

Agree

*** 9. I have a primary care provider.**

No

Sometimes

Yes

*** 10. How satisfied are you with county public health department services?**

Dissatisfied

Neutral

Satisfied

*** 11. I have recently (in the past year) experienced stress due to: [check all that apply]**

- Physical illness
- Mental illness
- Caring for elderly parents
- Parenting
- Lack of adequate child care
- Financial difficulties
- Housing concerns
- Feeling lonely
- Not applicable

*** 12. When I have experienced the stressors above, I have known where to go for help if needed.**

No	Sometimes	Yes
<input type="radio"/>	<input type="radio"/>	<input type="radio"/>

*** 13. I have recently (in the past year) had difficulty accessing medical care because: [check all that apply]**

- Healthcare is expensive
- Care is not available during hours when I can go
- No providers are available who can address my healthcare needs
- I lack reliable transportation
- I am not always able to take time off work
- Care is not available close enough to where I live
- I do not always feel welcome where care is provided
- I do not have health insurance
- Not applicable

Please tell us more about your answer.

* **14. This community is a good place to grow old.**

Disagree	Neutral	Agree
<input type="radio"/>	<input type="radio"/>	<input type="radio"/>

* **15. Is your local community a good place to raise children?**

No	Somewhat	Yes	Not sure
<input type="radio"/>	<input type="radio"/>	<input type="radio"/>	<input type="radio"/>

* **16. I am able to see a healthcare provider in a timely manner when I need to.**

Disagree	Neutral	Agree
<input type="radio"/>	<input type="radio"/>	<input type="radio"/>

* **17. My healthcare provider treats me with respect.**

Disagree	Neutral	Agree
<input type="radio"/>	<input type="radio"/>	<input type="radio"/>

Please tell us how your provider could do better.

* **18. When I have a question, my healthcare provider is easy to reach.**

Disagree	Neutral	Agree
<input type="radio"/>	<input type="radio"/>	<input type="radio"/>

* **19. What do you feel are the root causes of poor health in our county?**

*** 20. What are the 3 most important health issues in our community?
[Select 3]**

Aging problems (hearing/vision loss, falls, etc.)

Bullying

COVID-19

Dental problems

Domestic / family violence

High blood pressure

Infant death

Infectious disease (hepatitis, TB, etc.)

Lack of wound care options

Rape/sexual assault

Respiratory/lung diseases

Smoking

Suicide

Teenage pregnancy

Other (please specify)

*** 21. Our prior assessments found the health issues listed below were important. Please check the issues you feel are still significant.**

Alcohol abuse

Cancers

Diabetes Drug

abuse

Heart disease and stroke

Mental health problems

Obesity

*** 22. Which of the following worry you when you think about health in our community?**

- Alcohol abuse
- Dropping out of school
- Drug abuse
- Sharing / selling narcotics
- Poor eating habits
- Not getting "shots" to prevent disease
- Texting/cell phone while driving
- Tobacco use/e-cigarette use
- Not using birth control
- Not using seat belts or child safety seats
- Unsafe sex
- Other

If other, please specify

*** 23. Where do you get most of your information about health and wellness?**

- Physician office
- Hospital
- Church group
- Internet
- School
- Family/friends
- Library
- TV
- Radio
- Newspaper/magazines
- Work site
- Health Department
- Social media
- Podcasts
- Elected Officials
- Other (please specify)

* **24. In the past three years, either I or a member of my family have used hospital-based services in McPherson County.**

Yes

No

***25. If you used a hospital-based service in McPherson County within the past three years, how satisfied were you with the care you received?**

Dissatisfied

Neutral

Satisfied

* **26. Do you see a dentist regularly?**

Yes

No

If not, why?

* **27. Zip Code**

67107

67428

67443

67456

67460

67464

67476

67491

67456

Other (please specify)

* **28. Gender**

Male

Female

Non-binary Prefer

not to say

*** 29. Your Age**

- Under 18
- 18-25 years
- 26-39 years
- 40-54 years
- 55-64 years
- 65-80 years
- Over 80 years

*** 30. Marital Status**

- Married
- Divorced
- Single/Never married
- Widowed/not remarried

Other (please specify)

*** 31. Your highest education level**

- Less than high school
- High school diploma/GED
- College Associate's degree
- College Bachelor's degree or higher
- Other

If other, please specify

*** 32. Current employment status**

- Employed full-time
- Employed part-time
- Retired
- Unemployed, seeking work
- Unemployed, not seeking work
- Other (please specify)

*** 33. What is your occupation?**

*** 34. Which of these groups would you say best represents your race? Please select all that apply.**

- White
- Black / African American
- Hispanic or Latino
- American Indian or Alaskan Native Asian
- Native Hawaiian or Pacific Islander
- Other (please specify)

*** 35. Annual Household Income**

- Less than \$20,000
- \$20,000 to \$39,000
- \$40,000 to \$59,000
- \$60,000 to \$79,000
- \$80,000 to \$99,000
- \$100,000 to \$149,000
- Over \$150,000

*** 36. Where do you receive medical care? Check all that apply**

- Local hospital
- Local health department
- Urgent care
- Emergency room
- Doctor's office
- Other

If other, please specify

*** 37. How do you pay for your health care?**

- Cash
- Veteran
- Indian Health
- Services
- Medicaid

- Medicare
- Health insurance (private insurance, HMO, etc.)
- Unable to pay
- Other

If other, please specify

Thank you for your responses. Once again, all responses are anonymous and only total survey results will be shared publicly. If you have any questions, would like more information about the Community Health Needs Assessment, or are completing a paper survey, please refer or submit to contact below.

Cyril Russell
McPherson Hospital
1000 Hospital Drive
McPherson, Kansas 67460
cyrilr@mcphersonhospital.
org 620-241-2251,
extension 136

Appendix 2

The roundtable focus group included county-wide representatives from the following disciplines:

- Healthcare providers
- Mental health
- City Government
- County Government
- Law enforcement including police and sheriff
- Emergency Medical Services
- Senior care and support
- Personal counseling and support
- Dietitian
- Chamber of Commerce
- Community foundations
- State research and extension
- Medically underserved and low income
- Public education including special education programs
- Family fitness
- Hospitals from the county
- United Way

Sources

- Kansas Health Matters.* (2019). Kansas Health Matters. Retrieved from Kansas Health Matters: kansashealthmatters.org.
- Kansas Health Matters.* (2019). Kansas Health Matters. Retrieved from Kansas Health Matters: kansashealthmatters.org/indicators/index/view?indicatorId=1397&periodId=242&localeId=996. Original source: U.S. Census Bureau
- Kansas Health Matters.* (2019). Kansas Health Matters. Retrieved from Kansas Health Matters: Original source: U.S. Census Bureau
- Kansas Health Matters.* (2019). Kansas Health Matters. Retrieved from Kansas Health Matters: Original Source: Kansas Department of Health and Environment.
- Kansas Health Matters.* (2019). Kansas Health Matters. Retrieved from Kansas Health Matters: Original Source: Kansas Foundation for Medical Care.
- Kansas Health Matters.* (2019). Kansas Health Matters. Retrieved from Kansas Health Matters: Original Source: Centers for Medicare and Medicaid Services
- County Health Rankings and Roadmaps.* (2019). Retrieved from County Health Rankings and Roadmaps: countyhealthrankings.org/app/kansas/2019/rankings/mcpherson/county/outcomes/overall/snAPSHOT
- U.S. Census Bureau.* (2019). U.S Census Bureau. Retrieved from Quickfacts: quickfacts.mcphersoncountykansas
- U.S. Census Bureau.* (2019). U.S. Census Bureau. Retrieved from Factfinder: factfinder.census.gov/faces/tableservices/jsf/pages/productview.xhtml?src=bkmk
- U.S. Census Bureau.* (2019). U.S. Census Bureau. Retrieved from Kansas Health Matters: kansashealthmatters.org/indicators/index/view?indicatorId=1397&periodId=242&localeId=996
- Kids Count Data Center.* (2019) Retrieved from Kids Count Data Center: datacenter.kidscount.org/data/tables/1277-free-and-reduced-lunch#detailed/5/2814-2918/false/871,870,573,869,36,868,867,133,38,35/any/2761
- (cdc.gov/drugoverdose/rxrate-maps/county2019.html)

This document is available to the public on the websites of each of the hospitals referenced in this assessment.